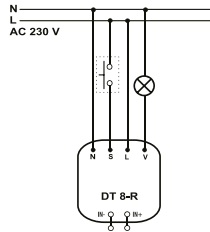


# DT 8-R – programmable time switch



**K**  
Consultation  
regulation  
phone 602 679 469

input for external control voltage  
AC/DC 5–250 V

## Technical parameters

- adjustable time 0.1 s to 10 days
- rated voltage 230 V/50-60 Hz
- inductive load 8 A 250 VAC (cos φ > 0.4)
- power input 1 VA
- ambient temperature 0–50 °C
- ten functional modes
- is built in a plastic housing that can be placed under the switch
- IP30 protection
- dimensions 49 × 49 × 21 mm (W × H × D)
- weight 53 g

Setting the start-up delay (time-out), cycling of fans in social facilities. Can be used to delay fan shutdown when cooling electric heaters, to block pressure sensor contacts (monitoring fan operation) during start-up and run-up. The switched output can also be loaded with a fluorescent lamp.

## Additional illustrations

### Function settings

**Function a** – the output times out when the switch is turned on. With each subsequent press (max. 5 times) the switching time increases, with a long press ( $t > 2s$ ) the output switches off.

**Function b** – when the switch is pressed, the output switches on, it times out only when the button is released.

**Function c** – the output switches on and times out only after the button is released.

**Function d** – the output switches periodically at set intervals.

**Function e** – delayed switching on of the output when the switch is turned on and delayed switching off when the switch is turned off.

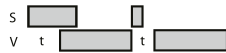

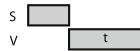
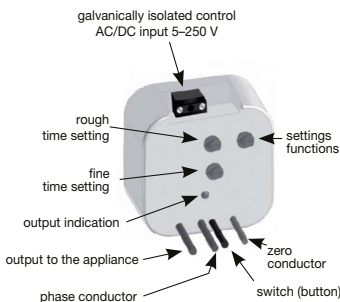
**Function f** – the output switches on with a delay after the power is switched on. The condition lasts until the power is turned off.

**Function g** – pressing the button switches the output on, pressing it again switches it off. It does not matter how long the button is pressed. The potentiometer can be used to adjust the delay of the button response.

**Function h** – pressing the button switches the output on and off. The next press disconnects the output if it occurs before the timing.

**Function i** – switches the output periodically at set intervals. The cycler starts with a space

**Function j** – delayed start after the switch is turned on until the power is turned off or the switch is pressed again.



time setting

