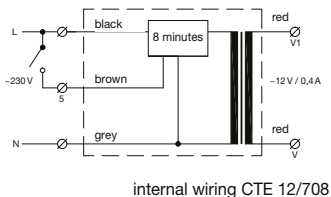


CTE 12/5W – double insulated transformer

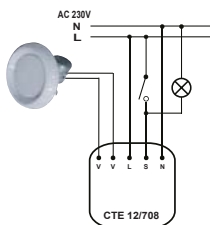


- only for valves KEL 100, 125
- max. number of valves: 1
- power transformers with safe voltage 12 VAC
- DIN rail mounted
- voltage 230 V/12 V/50 Hz
- dimensions 37 × 44 × 40 mm (W × H × D)
- weight 292 g

CTE 12/708 – transformer with run-out



- power transformer, only for KEL 100 and KEL 125 plate valves with safe voltage 12 VAC
- the transformer is equipped with a built-in run-out for 8 minutes
- supply voltage 230 V/50 Hz
- 0.75 A fuse on the 12 V side (polyswitch)
- max. number of valves: 1
- 12 V output voltage
- installation in a cabinet with the required IP protection required
- dimensions 46 × 75 × 42 mm (W × H × D)
- weight 280 g



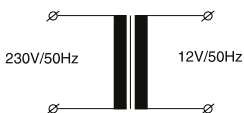
Explanatory notes to the time waveforms

- S – control button or switch
- V – 12 V output
- t – time interval 8 minutes
- x – time interval derived from the length of time of the switch (light switch), or until the moment of release of the press of the button

Switching mode

When the switch S is turned on, the output V will switch on, and will run-out after the switch is off.

CTE 12/8W – double insulated transformer



- only for valves KEL 100, 125
- max. number of valves: 1
- power transformers with safe voltage 12 VAC
- protection IP20
- short-circuit proof
- DIN rail mounted, width 2 modules
- max. load 8VA
- voltage 230 V/12 V/50Hz
- dimensions 36 × 90 × 64 mm (W × H × D)
- weight 345 g

CTE 24/5W – double insulated transformer



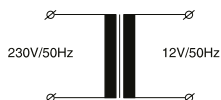
- only for valves VEL 10-4, 12-4
- max. number of valves: 1
- 24 VAC supply transformers, double insulated
- DIN rail mounted
- voltage 230 V/24 V/50 Hz
- dimensions 37 x 44 x 40 mm (W x D x H)
- weight 292 g

TRAFO 60 – power transformer



- power transformer, designed for UNIREG controller
- supply voltage 230 V/50 Hz
- max. load 60 VA
- output current 2,5 A
- output voltage 24 VAC
- plasterboard mounting
- protection IP44
- dimensions 80 x 60 x 115 mm (W x H x D)

CT-12/14 – transformer with timing



- power transformer, only for small EDM 12V and DECOR 12 V fans with safe voltage 12 VAC
- The CT-12/14 R variant is equipped with an adjustable run-out from 1 to 30 minutes
- supply voltage 230 V/50 Hz
- max. load 14 VA
- output voltage 12 V
- plasterboard mounting
- IP21 protection
- Dimensions 130 x 43 x 82 mm (W x D x H)