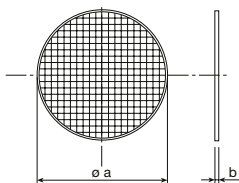


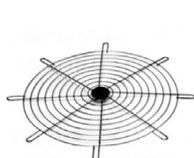
## DEF-T – grid



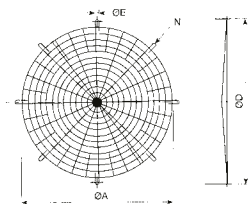

- for mounting between flanges
- sizes 900 to 1250 on request

Type	$\varnothing a$	b
DEF 200 T	250	1.2
DEF 250 T	312	1.2
DEF 315 T	380	3
DEF 355 T	420	3
DEF 400 T	475	3
DEF 450 T	525	3
DEF 500 T	595	3
DEF 560 T	655	3
DEF 630 T	725	3
DEF 710 T	773	5
DEF 800 T	863	5

## DEF-A8 – protective grid



DN 200–355

 $\varnothing E$  = screw diameter

DN 400–1600

- for axial fans, painted
- stable design for TGT, THGT
- the distance between the circles is 10 mm

Type	$\varnothing A$	$\varnothing D$	$\varnothing E$	N	weight [kg]
200	200	235	10	4	0.23
250	250	292	10	4	0.33
315	315	355	10	4	0.50
355	355	395	10	4	0.61
400	400	450	12	4	1.1
450	450	500	12	4	1.2
500	500	560	12	6	1.7
560	560	620	12	6	2.1
630	630	690	12	6	2.6
710	710	770	12	8	3.3
800	800	860	12	8	4.0
900	900	970	12	8	4.9
1000	1,000	1,070	12	8	5.9
1120	1,120	1,190	12	10	8.0
1250	1,250	1,320	12	10	9.2
1400	1,400	1,470	12	10	13.0
1600	1,600	1,680	12	12	16.0



When used with fans or other rotating machine parts, the requirements of the ČSN EN 953+A1, ČSN EN ISO 13857 standards must be respected