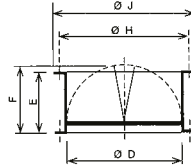
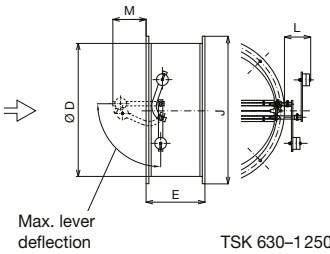


**TSK, TSK-V, TSKM – check flap**



TSK 200–560  
TSK-V 560–1250

- for circular piping
- for mounting on the fan discharge
- „butterfly“ version
- made of galvanized steel
- from size 630, the TSK damper has counterweights on the leaves and can only be mounted in a horizontal pipe
- the TSK-V damper is intended for vertical pipes from size 630 (air flow direction is only possible upwards)
- dimensions correspond to the flanges of duct fans TCB, TGT
- the TSKM damper is ready for mounting a servo drive, it is only available up to size 630 (the damper must always be opened by the servo drive before starting the fan and closed only after it is turned off)



TSK 630–1250

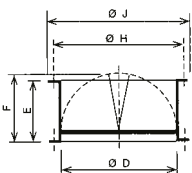
Type	Type	TYP	Ø D	E	F(TSK)	F	Ø H	Ø J	L	M
TSK 200	–	TSKM 200	200	170	–	–	235	265	–	–
TSK 250	–	TSKM 250	250	170	–	–	292	327	–	–
TSK 315	–	TSKM 315	315	200	–	–	355	386	–	–
TSK 355	–	TSKM 355	355	230	–	–	395	426	–	–
TSK 400	–	TSKM 400	400	250	–	–	450	487	–	–
TSK 450	–	TSKM 450	450	280	–	–	500	537	–	–
TSK 500	–	TSKM 500	500	300	–	–	560	595	–	–
TSK 560*	TSK-V 560**	TSKM 560	560	360	–	360	620	655	–	–
TSK 630*	TSK-V 630**	TSKM 630	630	360	405	360	690	725	120	220
TSK 710*	TSK-V 710**	–	710	380	445	380	770	806	120	260
TSK 800*	TSK-V 800**	–	800	400	490	400	860	896	130	305
TSK 900*	TSK-V 900**	–	900	400	540	450	970	1,020	170	355
TSK 1000*	TSK-V 1000**	–	1,000	400	590	500	1,070	1,120	170	405
TSK 1250*	TSK-V 1250**	–	1,250	400	715	625	1,320	1,370	180	530

\* can only be mounted in a horizontal pipe  
\*\* can only be installed in a vertical pipe

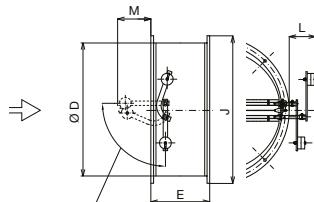
**TSK BR – check flap**



EN 12101-3  
approval



TSK 200–560



Max. lever deflection

TSK 630–1250

- for mounting on the fan discharge
- „butterfly“ version
- made of galvanized steel
- the dimensions correspond to the flanges of THGT duct fans

Type	Ø D	E	F	Ø H	Ø J	L	M
TSK 400	400	250	–	450	487	–	–
TSK 450	450	280	–	500	537	–	–
TSK 500	500	300	–	560	595	–	–
TSK 560*	560	360	360	620	655	–	–
TSK 630*	630	360	360	690	725	120	220
TSK 710*	710	380	380	770	806	120	260
TSK 800*	800	400	400	860	896	130	305
TSK 900*	900	400	450	970	1,020	170	355
TSK 1000*	1,000	400	500	1,070	1,120	170	405
TSK 1250*	1,250	400	625	1,320	1,370	180	530

\* can only be mounted in a horizontal pipe